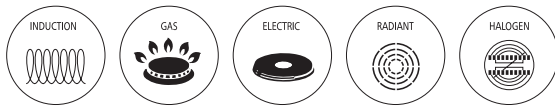


# Buono

V60 drip kettle

- This product is intended for home use.
- Please read this user's manual completely before using for the first time.
- Improper handling may result in an accident.
- Keep this manual at hand for easy reference.
- This product is used for these cooking utensils on right side.

Compatible all fires  
(except microwave,oven)



## SG mark for cooking heater compatible cooking utensil


VKB-120 06.08



- Display of this mark is permitted only to cooking utensils that are compatible with the safety certification standard that the Consumer Product Safety Association has established for safe use with cooking heaters. It is part of a warranty program against physical injury due to defective cooking utensils.

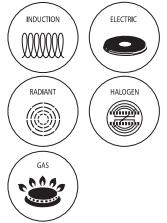
## Caution in using the product

- Please check every part of the product to ensure there is no problem before using the product. Please do not use the product if any sign of a crack, chipping, dent, bending, slackness or other abnormality is discovered.
- Please do not use the product for any purpose other than boiling water since it may result in discoloration or corrosion. Do not use the product for cooking.
- Do not use the product if it is filled with water to the brim. Always fill the product with water only up to the proper level. Overfilling the product may result in hot water to boil over and may result in burn injury.
- Never heat the product empty. Heating an empty product may result in deformation or damage to the product and may also cause a fire or burn injury.
- Do not apply heat with the lid off. This will cause the handle to become heated by steam, which may cause burn injury. In addition, this may damage the handle.
- The handle may become very hot while boiling water or soon after boiling water. Use a pot-holder or kitchen mitten to avoid burn injury.
- Keep the product away from children while boiling water or soon after boiling water to avoid children from touching the product.
- Please do not remove the lid while holding the handle after emptying boiled water from the product or if boiled water remains in the product. Steam may cause injury from burn.
- Do not use the product if the handle becomes loose. It may result in the product dropping and cause burn injury.
- Please tighten the knob of the lid if it becomes loose. If the handle is damaged, do not attempt to repair or modify the handle and use the product.
- Do not use the product on top of a space heater. This may result in the product toppling over and cause burn injury.
- Attempting to pour out boiled water from the product immediately after water is boiled may result in hot water to splatter. Please wait at least 20seconds after turning off the heat.
- Please follow the effective capacity of the product in using the product.



## Using the product on a cooking heater

- Ensure to wipe off any water adhering to the bottom of the product before putting it on a cooking heater for a more efficient heating.
- Ensure to place the kettle at the center of the heater.
- A humming noise may occur while heating the product on an IH heater. This is caused by vibrations of the heater and the kettle resonating. This does not mean that the kettle is defective.



Compatible all fires  
(except microwave,oven)

## Using the product on a gas range

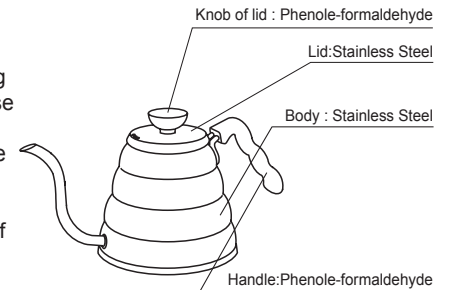
- Do not use the product to boil small amount of water. Part of the body that is not in contact with water will be overheated and become discolored.
- Please adjust the flame so that the flame does not spread out beyond the bottom of the product. The handle and lid knob may become overheated and become deteriorated or discolored if the flame is too large.
- Please place the kettle at the center of the cooking range to ensure stability while boiling.

## Caution

- Since the pouring spout, body and opening are small, there is a risk of boiling water to boil over from these openings. Please ensure not to over fill and take care to control the amount of heat to apply.

## Preparation before use

- Apply some dishwashing detergent on a washing sponge and wash the product 2 to 3 times and rinse off thoroughly before using the product for the first time.
- Then put some water in the product and let the water boil. Repeat this procedure once or twice.
- Do not use chlorine bleach.
- Remove all stickers, if any, attached to the body of the product before use.



## Care after use

- Wash the product thoroughly using a sponge or a scrubbing brush. Wipe off any water and let the product dry thoroughly.
- Allowing traces of salt or oil to remain on the surface of the product may result in corrosion. Please ensure to keep the product clean.
- Please be aware that allowing the product to remain in contact with other products made of steel or aluminum may cause corrosion to develop.
- If any sign of corrosion is discovered, apply some scouring compound cream on a sponge or a scrubbing brush and rub it off, then rinse thoroughly.
- White spots may appear on the bottom as you keep using the product. This is caused by residue of magnesium and calcium contained in tap water. This is not harmful to your health. The same will adhere to the body, lid or pouring spout. Please wash off thoroughly after use.